

PANAVIA™ SA Cement Universal

Suitable for prosthetic restorations

Even LiDiSi cementation

Easy, gum-friendly excess removal

No need for separate primers

Storage at room temperature



ADHERES TO GLASS CERAMICS, WITHOUT THE NEED FOR A SEPARATE PRIMER

A BREAKTHROUGH FROM THE INNOVATORS OF ADHESION AND SILANE TECHNOLOGY.



The unique LCSI monomer creates a strong chemical bond to Porcelain, Lithium Disilicate and Composite Resin.



The Original MDP monomer¹ creates a strong chemical bond to Enamel, Dentin, Metal Alloy and Zirconia.

PANAVIA™ SA Cement Universal is a forerunner in self-adhesive resin cements containing the unique LCSI monomer that adheres to virtually every material including glass ceramics without the need for a separate primer. Using a unique silane coupling agent built into the paste - LCSI monomer - the cement delivers a strong, durable chemical bond to porcelain, lithium disilicate and composite resin. The original MDP monomer present in the paste too, allows for chemical reactivity with zirconia, dentin and enamel.

Building on the success of our PANAVIA™ SA Cement Plus, PANAVIA™ SA Cement Universal also offers the same wide range of indications for adhesion and is suitable for crowns/bridges, inlays/onlays, posts, and even adhesion bridges. Thanks to its powerful single-step bonding formula, cementation is easier than ever before. The product is available in both automix and handmix options.

EASY STORAGE. EASY APPLICATION. EASY EXCESS REMOVAL.



Room temperature storage



Easy application



Apply



Remove cement



Ready

¹ Original MDP technology

Kuraray Noritake Dental's original MDP technology was created in 1981 and engineered to push adhesive dental materials to their maximum performance. Since launching PANAVIA™ with the original MDP in 1983 it has become a world wide success. That's why we integrated MDP in most of our adhesive products, like gold standard CLEARFIL™ SE BOND. Still today, more than 30 years after its invention, MDP continues to have an impact on the dental world. It has recently even been used by other manufacturers. We are honored that they chose MDP to improve their adhesive products. But what is MDP actually? It's a functional monomer (10-Methacryloyloxydecyl Dihydrogen Phosphate) that is the connector between our adhesive materials and the tooth structure, metal alloys and zirconia. Only the best functional monomer technology will enable you to provide the most durable treatment.

THE FAST AND EASY WAY TO ACHIEVE DURABLE PROSTHETIC RESTORATIONS CEMENTATION

CEMENTS INLAYS, ONLAYS, POSTS AND EVEN ADHESION BRIDGES¹


When you require fast, easy, durable cementation, even to glass ceramics, PANA VIA™ SA Cement Universal is the answer. Suitable for almost all indirect work, including adhesive bridges, even post placement in root canals, it gives you more control than ever before. Thanks to easier application, it does away with the need for a dispenser. In addition, our Universal (A2) shade delivers outstanding aesthetics. There's also a translucent shade and a little more opaque white shade for your specific needs. The result is that your cementations are now more versatile and easier than ever.

A QUICK AND DURABLE CURE

A unique blend of curing technologies ensures your cement cures quickly with a durable seal. As our hydrophilic initiators make contact with the moist dentin, the self-curing reaction is accelerated (Fig. 1). And when you start to cure your cement, with light-curing the reaction is accelerated by the radical amplifiers (Fig. 2).

EASY, GUM FRIENDLY EXCESS REMOVAL

Two options of polymerization, the same easy clean-up result.



When the cement is used in combination with CLEARFIL™ Universal Bond Quick, remove excess cement will be faster (1 to 2 seconds).

EFFORTLESS CURING

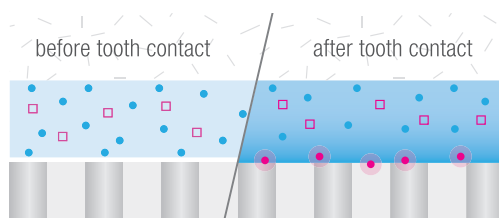


Fig. 1: **Self-cure** acceleration by moist tooth tissue.

- Hydrophilic initiators
- Radicals
- Excited state photo initiators
- Radical amplifiers




Fig. 2: **Light-cure** acceleration by radical amplifiers.

- Photo initiators
- Activated hydrophilic initiator

¹ When cementing to uncut enamel or placing adhesion bridges, acid etch with phosphoric acid (e.g. K-ETCHANT™ Syringe) to the enamel surface. Cementation of veneers is not indicated.

BENEFITS

- ✓ Wide indication coverage including adhesion bridges and lithium disilicate
- ✓ Easy storage at room temperature*
- ✓ Easy application with little pressure
- ✓ Improved Endo tip for easier root canal application
- ✓ Automix and Handmix delivery

*below 25°C despite the presence of silane(LCSI)


INDICATIONS

- ✓ Cementation of crowns, bridges, inlays and onlays
- ✓ Cementation of prosthetic restorations on implant abutments and frames
- ✓ Cementation of adhesion bridges and splints
- ✓ Cementation of posts and cores
- ✓ Amalgam bonding



SCIENCE

TEM IMAGES OF CEMENT INTERFACE SHOW GOOD DENTIN-CEMENT BONDING

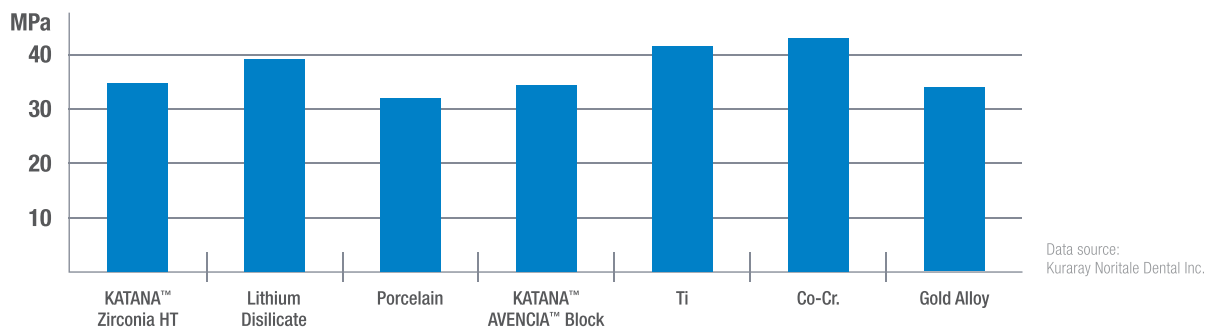


Data source: Kuraray Noritake Dental Inc.

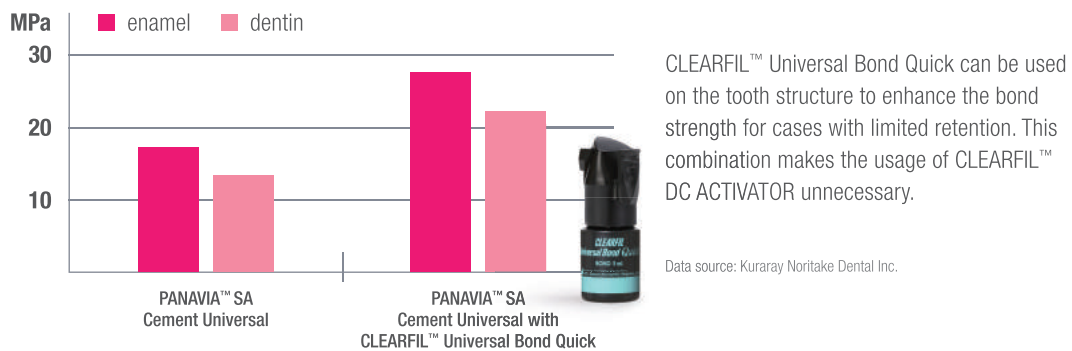
Close-up of dentin, hybrid layer cement interface

HIGH BOND STRENGTH TO PROSTHETIC MATERIALS

Shear Bond Strength to Restorative Materials



Shear Bond Strength to Tooth Structure



CLINICAL INFORMATION

ONE SINGLE PROCEDURE FOR ALL ADHESIVE CEMENTATIONS

Example: single crown

Regardless of the restorative material; no primer required. One single procedure regardless of the restorative material.



Conditioning the crown.*

*Clean and dry the tooth surface, and then trial fit the prosthetic restoration, followed by conditioning of the crown.

Dispense an equal amount of Paste A & B. Mix Paste A & B for 10 seconds.

Apply the cement to the crown.



Place the crown.

Light-cure for 2 to 5 seconds or let self-cure for 2 to 4 minutes, then remove the excess cement.

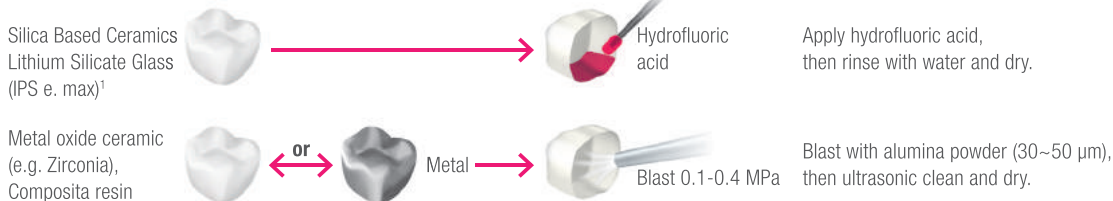
Light-cure the margin and maintain isolation for 5 minutes.*

*For a translucent restoration, fully light-cure.

CONDITIONING THE PROSTHETIC RESTORATION

Follow the instructions for use of the restoration material. In the absence of specific instructions.

We recommend the following procedure:



¹Other Lithium Disilicates on the market may recommend blasting. In that case, blast with alumina powder (0.1-0.2MPa, 30-50µm), then ultrasonic clean and dry.

TECHNICAL SPECS

F-ion release: Contains surface treated sodium fluoride (less than 1%)
Storage temperature: 2 - 25°C / 36 - 77°F
Filler loading: 62 wt % (40 vol %)
Compressive strength¹: 300 MPa
Flexural strength^{1,2}: 91 MPa

Flexural modulus^{1,2}: 4.6 GPa
Water sorption^{1,2}: 27 µg/mm³
Film thickness: Approx. 14 µm
Radiopacity²: 170 % Al
Working time (23°C): 60 sec.

¹ Dual curing (combination of self- and light-cure) ² According to ISO 4049: 2009
 Source: Kuraray Noritake Dental Inc.
 The final result may be influenced by minor evaluation conditions stipulated by ISO regulations.

PRODUCT ASSORTMENT

SINGLE PACK HANDMIX

#4202-EU PANA VIA SA Cement Universal Handmix (Universal (A2))

#4203-EU PANA VIA SA Cement Universal Handmix (White)

#4204-EU PANA VIA SA Cement Universal Handmix (Translucent)

1 syringe per shade (9.2g / 5.0 ml)



VALUE PACK HANDMIX

#4206-EU PANA VIA SA Cement Universal Handmix Double Pack (Universal (A2))

2 syringes per shade (9.2g / 5.0 ml), Mixing spatula, Mixing pad

SINGLE PACK AUTOMIX

#4212-EU PANA VIA SA Cement Universal Automix (Universal (A2))

#4213-EU PANA VIA SA Cement Universal Automix (White)

#4214-EU PANA VIA SA Cement Universal Automix (Translucent)

1 syringe per shade (8.0g / 4.6 ml), 20 Mixing tips



VALUE PACK AUTOMIX

#4210-EU PANA VIA SA Cement Universal Automix Value Pack (Universal (A2))

#4211-EU PANA VIA SA Cement Universal Automix Value Pack (Translucent)

3 syringes per shade (8.0g / 4.6 ml), 40 Mixing tips, 20 Endo tips (SS)

MIXING TIP

#3391-EU 20 pieces




ENDO TIP (SS)

#3392-EU 20 pieces



SHADES

Universal
(A2)



White



Translucent



- Before using this product, be sure to read the Instructions for Use supplied with the product.
- The specifications and appearance of the product are subject to change without notice.
- Printed color can be slightly different from actual color.

“PANAVIA”, “CLEARFIL MAJESTY” and “CLEARFIL” are trademarks of Kuraray Co., Ltd.

